



# Cowry Daily Market Insight 14 May 2026

MPR: 26.50%  
Mar'25 Inflation Rate: 15.38%  
FY 2025 Real GDP: 3.87%

## Market Takes a Breather as ASI Slips 0.10%, Investors Lose N170bn; NIBOR Skids Across all Tenors....

MARKET STATISTICS	CLOSE	PREVIOUS	TODAY'S %	YTD %
All Share Index (ASI)	252,243.11	252,508.19	(0.10)	62.10
Deals	74,822.00	82,367.00	(9.16)	
Volume	1,039,594,411.00	1,892,240,454.00	(45.06)	
Value	41,641,155,804	117,838,452,993	(64.66)	
Market Cap	161,669,223,170,723	161,839,121,995,611	(0.10)	62.68

SECTORED INDICES	CLOSE	PREVIOUS	TODAY'S % Δ
NGX BANKING	2,393.89	2,416.08	(0.92)
NGX INSURANCE	1,237.92	1,232.29	0.46
NGX CONSUMER GOODS	5,067.86	5,074.45	(0.13)
NGX OIL/GAS	6,097.42	6,098.63	(0.02)
NGX INDUSTRIAL	12,415.67	12,419.48	(0.03)
NGX COMMODITY	2,052.86	2,052.86	0.00

### Equities Market Summary

The Nigerian equities market reversed course on Thursday, with the NGX All-Share Index slipping 0.10% to settle at 252,243.11 points, pulling the year-to-date return down to +62.10% and stripping ₦169.9 billion from market capitalization, which closed at ₦161.7 trillion. Market breadth was positive at 1.4x, as 37 gainers led by LEARNAFRICA, FIDSON, AUSTINLAZ, BERGER, and DEAPCAP outpaced 27 losers, with ZICHIS, FTNCOCOA, MEYER, RTBRISCOE, and NEIMETH recording the most notable losses. Sectoral performance was broadly negative, as Banking (-0.92%), Consumer Goods (-0.13%), Industrial (-0.03%), and Oil & Gas (-0.02%) all weighed on the index, while Insurance (+0.46%) bucked the trend and the Commodity sector ended flat. Trading activity weakened considerably across the board, with volume, turnover, and deal count declining 45.06%, 64.66%, and 1.83% to 1.04 billion shares, ₦41.61 billion, and 74,822 transactions respectively. Heading into Friday's session, the market is expected to face continued mild headwinds as tepid investor participation and an unconvincing breadth of activity point to a sustained pullback.

### Money Market

Nigerian Interbank Offered Rates closed on a mixed note on Thursday, with the overnight rate holding steady at 22.25%, reflecting stable system liquidity. The 1-month, 3-month, and 6-month tenors moved in the opposite direction, however, retreating 25bps, 26bps, and 7bps respectively. Funding costs were equally divergent, as the Overnight rate edged up 4bps to 22.20% while the Open Repo rate remained unchanged at 22.00%.

In the Treasury Bills secondary market, yields broadly softened, with the 1-month, 3-month, and 6-month bills declining 29bps, 21bps, and 9bps respectively, while the 12-month tenor bucked the trend with a modest 4bps uptick. Overall, the average NT-Bills yield dipped 1bp to close at 17.46%, reflecting increased investor demand and a broadly positive tone across the fixed-income space.

### Bond Market

The FGN Bonds market turned bearish on Thursday, with average yields climbing 3bps to 16.11%, signaling dampened domestic investor confidence and weakening appetite for naira-denominated sovereign debt.

The Eurobond market echoed this negativity, as average yields edged up 1bp to 6.81%, reflecting softening global investor interest and a broadly unfavorable outlook toward Nigeria's dollar-denominated sovereign obligations.

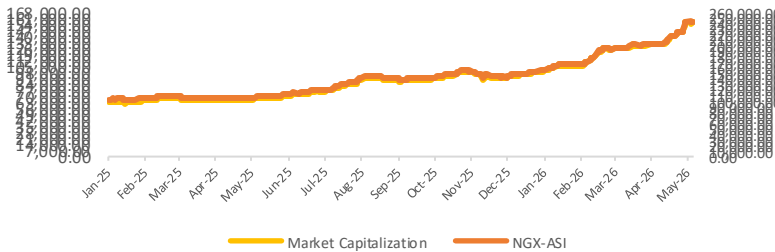
### Foreign Exchange Market

The naira posted a mixed performance on Thursday, depreciating marginally by 0.02% to ₦1,370.89/\$ at the NAFEM window while strengthening 0.36% to ₦1,366/\$ in the parallel market, reflecting divergent currency dynamics between the official and informal foreign exchange segments.

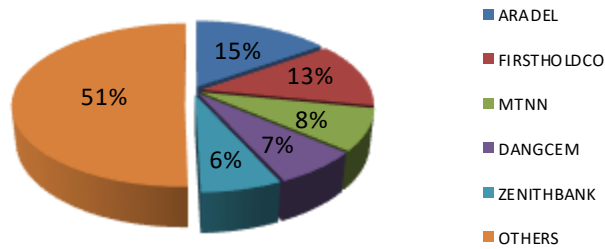
Source: FMDQ, CBN, NGX, S&P Dow Jones, Cowry Research

[www.cowryasset.com](http://www.cowryasset.com)

Movement in the NGX-ASI & Market Capitalisation



Today's biggest transactions by % of total naira votes





# Cowry Daily Market Insight 14 May 2026

MPR: 26.50%  
 Mar'25 Inflation Rate: 15.38%  
 FY 2025 Real GDP: 3.87%

TENOR	NIBOR as @ 14/5/2026	NIBOR as @ 13/5//2026	PPT
Overnight	22.2500	22.2540	0.00
1 Month	22.8250	23.0760	(0.25)
3 Months	23.5583	23.8200	(0.26)
6 Months	24.3417	24.4140	(0.07)

Source: FMDQ

TENOR	NITTY as @14/5/2026	NITTY as @13/5/2026	PPT
1Month	16.0196	16.3052	(0.29)
3 Months	16.1739	16.3845	(0.21)
6 Months	17.2123	17.3001	(0.09)
12 Months	18.7163	18.6788	0.04

Source: FMDQ

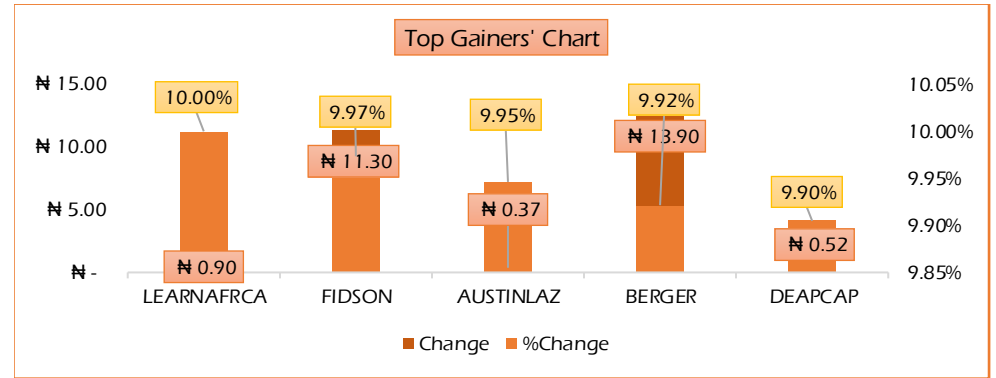
Bond Name	Maturity (Years)	Bid Price	Daily Δ	Offer yield	Yield YTD PPT Δ
16.29% FGN MAR 2027	10	98.77	0.01	17.83%	0.048
12.50% FGN MAR 2035	15	83.32	0.00	16.08%	0.012
16.25% FGN APR 2037	20	104.90	0.00	15.31%	-0.001
12.98% FGN MAR 2050	30	89.59	0.00	14.54%	-0.016

Source: FMDQ

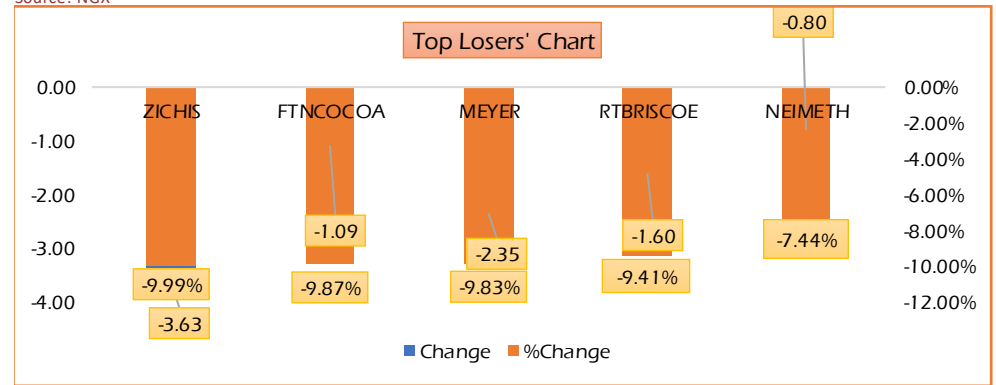
Eurobond Name	Maturity (Years)	Bid Price	Daily Δ	Offer Yield	Yield YTD PPT Δ
6.50 NOV 28, 2027	10	101.00	0.00	5.81%	-0.028
7.69% FEB 23, 2038	20	102.96	(0.07)	7.31%	-0.030
7.62% NOV 28, 2047	30	98.48	0.01	7.77%	-0.026

USD/NGN Exchange Rate	14/5/2026	Previous	Daily %
NAFEM	₦1,370.89	₦1,370.56	-0.02%
Parallel	₦1,366	₦1,371	0.36%

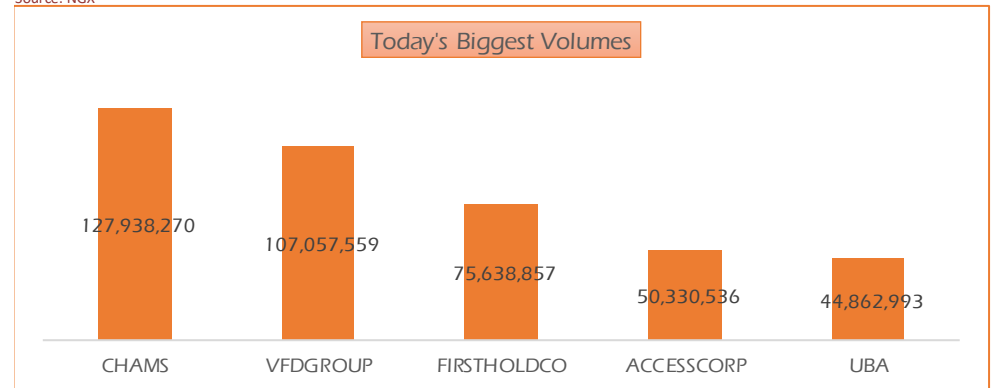
Major Currencies & Commodities	14/5/2026	Daily %	Yearly %
EURUSD	1.17	-0.19%	-0.43%
GBPUSD	1.35	-0.23%	0.29%
Crude Oil, \$/bbl	100.97	-0.05%	10.37%
Brent, \$/bbl	105.43	-0.19%	10.79%
Gold, \$/t.oz	4687.00	0.01%	-2.10%
Cocoa, \$/T	4228.72	-3.74%	18.49%



Source: NGX



Source: NGX



Source: NGX

TOP 5 ADVANCERS	TOP 5 DECLINERS	TOP 5 TRADES BY VOLUME	TOP 5 TRADES BY VALUE
 <b>LearnAfrica</b> +10.00%	 <b>ZAM</b> -9.99%	 <b>Chams PLC</b> 127.94 million units	 <b>aradel Holdings Plc</b> N6.31 billion
 <b>FIDSON</b> +9.97%	 <b>ETN</b> -9.87%	 <b>VFD GROUP</b> 107.06 million units	 <b>FirstHoldCo</b> N5.39 billion
 <b>AUSTIN LAZ &amp; CO. PLC.</b> +9.95%	 <b>meyer PLC</b> Home of Quality Paint -9.83%	 <b>FirstHoldCo</b> 75.64 million units	 <b>MTN</b> N3.41 billion
 <b>BERGER</b> ...enduring beauty and protection +9.92%	 <b>BRISCOE</b> Quality and Excellence... Since 1957 -9.41%	 <b>access</b> 50.33 million units	 <b>DANGOTE CEMENT</b> N2.87 billion
 <b>DEAP</b> +9.90%	 <b>Neimeth</b> -7.44%	 <b>UBA</b> United Bank for Africa 44.86 million units	 <b>ZENITH</b> N2.67 billion



# Cowry Daily Market Insight 14 May 2026

MPR: 26.50%  
Mar'25 Inflation Rate: 15.38%  
FY 2025 Real GDP: 3.87%

Issuer	Description	Issue Date	Maturity Date	Coupon (%)	Current Yield (%)	DailyΔ	Previous Yield (%)
DANGOTE CEMENT PLC	12.50 DANGCEM IB 30-MAY-2026	26-May-21	30-May-26	12.50	18.08	-0.01	18.09
ACCESS BANK PLC	15.50 ACCESS BANK 23-JUL-2026	23-Jul-19	23-Jul-26	15.50	19.79	0.00	19.79
MTN NIGERIA COMMUNICATIONS PLC	13.50 MTNN IA 30-SEP-2026	30-Sep-22	30-Sep-26	13.50	18.18	-0.01	18.19
SUNDRY FOODS FUNDING SPV PLC	13.50 SUNDRY SPV PLC I 15-DEC-2026	15-Dec-21	15-Dec-26	13.50	18.35	-0.01	18.36
EAT & GO FINANCE SPV PLC	14.25 EAT & GO FINANCE SPV 17-DEC-2026	17-Dec-19	17-Dec-26	14.25	19.81	0.00	19.81
DANGOTE CEMENT PLC	11.85 DANGCEM IIA 30-APR-2027	27-Apr-22	30-Apr-27	11.85	18.96	-0.01	18.97
AXXELA FUNDING 1 PLC	14.30 AXXELA I 20-MAY-2027	20-May-20	20-May-27	14.30	20.36	-0.01	20.37
ACCELEREX SPV PLC	14.00 ACSP I 15-JUN-2027	15-Jun-22	15-Jun-27	14.00	20.90	-0.01	20.91
NOVAMBL INVESTMENTS SPV PLC	12.00 NOVAMBL SPV I 23-JUL-2027	23-Jul-20	23-Jul-27	12.00	21.66	-0.01	21.67
UNITED CAPITAL PLC	15.00 UNICAP II 14-SEP-2027	14-Sep-22	14-Sep-27	15.00	19.45	0.00	19.45
*NMRC	7.20 NMRC III 2-NOV-2027	02-Nov-20	02-Nov-27	7.20	21.32	-0.01	21.33
VIATHAN FUNDING PLC	16.00 VIATHAN (GTD) 14-DEC-2027	15-Dec-17	14-Dec-27	16.00	18.87	0.00	18.87
FLOUR MILLS OF NIGERIA PLC	6.25 FLOURMILLS IV B 14-DEC-2027	14-Dec-20	14-Dec-27	6.25	18.70	0.01	18.69
BUA CEMENT PLC	7.50 BUACEM I 30-DEC-2027	30-Dec-20	30-Dec-27	7.50	18.86	-0.01	18.87
*ARADEL HOLDINGS PLC	17.00 ARAD I 13-JAN-2028	13-Jan-23	13-Jan-28	17.00	18.93	-0.01	18.94
MTN NIGERIA COMMUNICATIONS PLC	13.00 MTN COM PLC I 5-MAY-2028	05-May-21	05-May-28	13.00	18.19	0.00	18.19
DANGOTE CEMENT PLC	13.50 DANGCEM IC 30-MAY-2028	26-May-21	30-May-28	13.50	17.23	0.07	17.16
C&I LEASING PLC	15.50 C&I LEASING II 3-JUN-2028	03-Jun-21	03-Jun-28	15.50	20.39	0.00	20.39
CERPAC RECEIVABLES FUNDING SPV PLC	14.50 CERPAC-SPV III 15-JUL-2028	10-Sep-21	15-Jul-28	14.50	20.88	0.00	20.88
SUNDRY FOODS FUNDING SPV PLC	16.00 SUNDRY SPV PLC II 23-OCT-2028	23-Oct-23	23-Oct-28	16.00	18.33	0.00	18.33
ARDOVA PLC	13.30 ARDOVA PLC IA 12-NOV-2028	12-Nov-21	12-Nov-28	13.30	18.72	0.00	18.72
VERITASI HOMES & PROPERTIES LIMITED	20.00 VHPL 10-DEC-2028	10-Dec-25	10-Dec-28	20.00	19.67	0.02	19.65
MCM FUNDING SPV PLC	19.50 MCM FUNDING SPV I 12-JAN-2029	12-Jan-26	12-Jan-29	19.50	18.37	0.05	18.32
EAT & GO FINANCE SPV PLC	13.25 EAT & GO FINANCE SPV 8-MAR-2029	08-Mar-22	08-Mar-29	13.25	20.01	0.02	19.99
PRESCO PLC	12.85 PRESCO PLC 5-APR-2029	05-Apr-22	05-Apr-29	12.85	18.85	0.02	18.83
DANGOTE CEMENT PLC	12.35 DANGCEM IIB 30-APR-2029	27-Apr-22	30-Apr-29	12.35	17.34	0.02	17.32
*FLOUR MILLS OF NIGERIA PLC	22.00 FLOURMILLS II 30-MAY-2029	30-May-24	30-May-29	22.00	20.29	0.00	20.29
UNION BANK OF NIGERIA PLC	16.20 UNION III 27-JUN-2029	27-Jun-19	27-Jun-29	16.20	19.58	0.00	19.58
DANGOTE INDUSTRIES FUNDING PLC	12.75 DANGIFP IA 19-JUL-2029	19-Jul-22	19-Jul-29	12.75	18.10	0.00	18.10

[www.cowryasset.com](http://www.cowryasset.com)

This report is produced by the Research Desk, Cowry Asset Management Limited (COWRY) as a guideline for Clients that intend to invest in securities on the basis of their own investment decision without relying completely on the information contained herein. The opinion contained herein is for information purposes only and does not constitute any offer or solicitation to enter into any trading transaction. While care has been taken in preparing this document, no responsibility or liability whatsoever is accepted by any member of COWRY for errors, omission of facts, and any direct or consequential loss arising from the use of this report or its contents.



# Cowry Daily Market Insight 14 May 2026

MPR: 26.50%  
Mar'25 Inflation Rate: 15.38%  
FY 2025 Real GDP: 3.87%

GEREGU POWER PLC	14.50 GERP I 28-JUL-2029	28-Jul-22	28-Jul-29	14.50	19.71	0.02	19.69
*NMRC	14.90 NMRC I 29-JUL-2030	29-Jul-15	29-Jul-30	14.90	17.42	0.18	17.24
TSL SPV PLC	10.00 TSL SPV I (GTD) 6-OCT-2030	06-Oct-20	06-Oct-30	10.00	18.99	0.14	18.85
FBNQ MB FUNDING SPV PLC	6.25 FBNQ MB SPV II 16-DEC-2030	16-Dec-20	16-Dec-30	6.25	17.64	0.00	17.64
CHAMPION BREWERIES PLC	19.50 CHBR I 23-DEC-2030	23-Dec-25	23-Dec-30	19.50	18.58	0.06	18.52
FIDELITY BANK PLC	8.50 FIDELITY I 7-JAN-2031	07-Jan-21	07-Jan-31	8.50	17.65	0.00	17.65
EAT & GO FINANCE SPV PLC	18.00 EGFS 22-FEB-2031	22-Feb-24	22-Feb-31	18.00	18.91	0.00	18.91
UAC OF NIGERIA PLC	21.50 UAC PLC I 14-OCT-2031	14-Oct-24	14-Oct-31	21.50	20.15	0.00	20.15
PRIMERO BRT SECURITISATION SPV PLC	17.00 PRIMERO BRT-SPV 27-OCT-2031	24-May-19	27-Oct-31	17.00	19.47	0.00	19.47
MTN NIGERIA COMMUNICATIONS PLC	12.75 MTN COM PLC II 4-NOV-2031	04-Nov-21	04-Nov-31	12.75	17.63	0.00	17.63
ARDOVA PLC	13.65 ARDOVA PLC IB 12-NOV-2031	12-Nov-21	12-Nov-31	13.65	17.94	0.01	17.93
GPC-SPV COMPANY PLC	13.00 GPC SPV PLC (GTD) 23-NOV-2031	23-Nov-21	23-Nov-31	13.00	17.24	0.00	17.24
*PRESCO PLC	23.75 PRESCO PLC I 31-JAN-2032	31-Jan-25	31-Jan-32	23.75	20.88	0.00	20.88
PAT DIGITAL INFRA FUND SPV PLC	13.25 PAT SPV PLC (GTD) 2-FEB-2032	02-Feb-22	02-Feb-32	13.25	17.57	0.00	17.57
DANGOTE CEMENT PLC	13.00 DANGCEM IIC 30-APR-2032	27-Apr-22	30-Apr-32	13.00	18.26	0.00	18.26
DANGOTE INDUSTRIES FUNDING PLC	13.50 DANGIFP IB 19-JUL-2032	19-Jul-22	19-Jul-32	13.50	18.48	0.00	18.48
MTN NIGERIA COMMUNICATIONS PLC	14.50 MTNN IB 30-SEP-2032	30-Sep-22	30-Sep-32	14.50	17.78	0.01	17.77
DANGOTE INDUSTRIES FUNDING PLC	16.75 DANGIFP II 5-DEC-2032	05-Dec-22	05-Dec-32	16.75	18.79	0.00	18.79
*UAC OF NIGERIA PLC	17.35 UAC PLC I 15-DEC-2032	15-Dec-25	15-Dec-32	17.35	17.72	0.00	17.72
EAT & GO FINANCE SPV PLC	20.00 EGFS II 27-JAN-2033	27-Jan-26	27-Jan-33	20.00	19.13	0.00	19.13
*NMRC	13.80 NMRC II 15-MAR-2033	21-May-18	15-Mar-33	13.80	17.52	0.00	17.52
AXXELA FUNDING 1 PLC	21.00 AXXELA I 12-APR-2034	12-Apr-24	12-Apr-34	21.00	27.05	0.00	27.05
GEL UTILITY FUNDING SPV PLC	15.15 GEL UTILITY-SPV (GTD) 28-AUG-2034	28-Aug-19	28-Aug-34	15.15	18.29	0.00	18.29
DANGOTE CEMENT PLC	23.50 DANGCEM I 30-DEC-2034	30-Dec-24	30-Dec-34	23.50	21.41	0.01	21.40
*APL FUNDING SPV PLC	23.00 APL SPV PLC I 30-DEC-2034	30-Dec-24	30-Dec-34	23.00	21.50	0.01	21.49
*DLM FUNDING SPV	DLM FUNDING SPV IA 12-SEP-2035	12-Sep-25	12-Sep-35	16.83	17.68	0.00	17.68
*DLM FUNDING SPV	19.07 DLM FUNDING SPV IB 12-SEP-2035	12-Sep-25	12-Sep-35	19.07	19.19	0.00	19.19
*NMRC PLC	17.25 NMRC I 15-MAR-2036	2-Mar-26	15-Mar-36	17.25	18.64	0.00	18.64
*LFZC FUNDING SPV PLC	13.25 LFZC II (GTD) 16-MAR-2042	10-May-22	16-Mar-42	13.25	16.26	0.00	16.26
*LFZC FUNDING SPV PLC	15.25 LFZC III (GTD) 29-MAR-2043	29-Mar-23	29-Mar-43	15.25	16.11	0.00	16.11
FCMB GROUP PLC	16.00 FCMB I (PERP)	16-Feb-23	—	16.00	18.23	0.05	18.18
FCMB GROUP PLC	16.00 FCMB II (PERP)	24-Oct-23	—	16.00	17.55	0.14	17.41

[www.cowryasset.com](http://www.cowryasset.com)

This report is produced by the Research Desk, Cowry Asset Management Limited (COWRY) as a guideline for Clients that intend to invest in securities on the basis of their own investment decision without relying completely on the information contained herein. The opinion contained herein is for information purposes only and does not constitute any offer or solicitation to enter into any trading transaction. While care has been taken in preparing this document, no responsibility or liability whatsoever is accepted by any member of COWRY for errors, omission of facts, and any direct or consequential loss arising from the use of this report or its contents.

